



[support](#) [logout](#)

My Surveys > Manage Survey

# District and State Support for CCSD Teachers

[Edit & Review](#)   [Invite & Deploy](#)   [Analyze Results](#)

[Results](#)   [Individual Responses](#)   [Raw Data Export](#)

## Results Overview

Filter: No filter applied

[Print](#) | [Excel Export](#)

### Reports

View Report:

[New Cross Tab Report](#)

### Filters

[New Filter](#)

### Options

Show Responses:

### 1. Please identify where you teach

School	Count	Percentage
Academic Magnet High School	12	2%
Angel Oak Elementary School	8	1%
Ashley River Creative Arts Elementary School	10	1%
Baptist Hill High School	3	0%
Belle Hall Elementary School	7	1%
Alice Birney Middle School	12	2%
Brentwood Middle School	10	1%
Buist Academy	10	1%
Burke High School	16	2%
Burke Middle High School	5	1%
Burns Elementary School	11	2%
Cario Middle School	21	3%
C.C. Blaney Elementary School	2	0%
C. E. Williams Middle School	13	2%
Charleston Development Academy	0	0%
Charleston Progressive	2	0%
Charlestowne Academy	9	1%
Chicora Elementary	0	0%

School		
Child and Family Development Center	0	0%
Clark Corporate Academy	4	1%
Corcoran Elementary School	5	1%
Drayton Hall Elementary School	14	2%
Dunston Elementary School	3	0%
East Cooper Montessori	0	0%
Ellington Elementary School	2	0%
English as a Second Language	2	0%
Fort Johnson Middle School	9	1%
Fraser Elementary School	2	0%
Frierson Elementary School	0	0%
Garrett Academy of Technology	12	2%
Goodwin Elementary School	10	1%
Harbor View Elementary School	16	2%
Haut Gap Middle School	2	0%
Horizon House	2	0%
Minnie Hughes Elementary School	0	0%
Hunley Park Elementary School	6	1%
Hursey Elementary School	6	1%
Itinerant Program	9	1%
James B. Edwards Elementary School	14	2%
James Island		





Elementary School	5	1%
James Island Middle School	10	1%
James Island Charter High School	19	3%
James Simons Elementary School	3	0%
Jane Edwards Elementary School	5	1%
Jennie Moore Elementary School	6	1%
Ladson Elementary School	2	0%
Laing Middle School	16	2%
Lambs Elementary School	7	1%
Laurel Hill Primary School	12	2%
Lincoln High School	6	1%
Mary Ford Elementary School	8	1%
McClellanville Middle School	5	1%
Memminger Elementary School	6	1%
Midland Park Elementary School	10	1%
Military Magnet Academy	8	1%
Mitchell Elementary School	7	1%
Montessori Community School of Charleston	2	0%
Morningside Middle School	7	1%
Moultrie Middle School	11	2%
Mt. Pleasant Academy	2	0%
Mt. Zion Elementary School	2	0%
Murray Hill Academy	0	0%

Murray LaSaine Elementary School		6	1%
New Endeavors		1	0%
North Charleston Elementary School		4	1%
North Charleston High School	█	12	2%
Oakland Elementary School	█	11	2%
Orange Grove Elementary School		8	1%
Pepperhill Elementary School		1	0%
Pinckney Elementary School		6	1%
St. Andrews Math and Science Elementary School		2	0%
St. James- Santee Elementary School		7	1%
St. John's High School		5	1%
Sanders-Clyde Elementary School		5	1%
School of the Arts	█	17	3%
Schroder Middle School		0	0%
Springfield Elementary School		6	1%
Stall High School	█	12	2%
Stiles Point Elementary School	█	14	2%
Stono Park Elementary School		5	1%
Sullivans Island Elementary School		6	1%
Wando High School	█	50	7%
West Ashley High School	█	46	7%
West Ashley			







Intermediate School		8	1%
West Ashley Middle School		9	1%
Whitesides Elementary School		10	1%
<b>Total</b>		679	100%

The following questions ask you to evaluate the effectiveness of teacher coaches at your school.






2. The teacher coach at my school has experience teaching at the grade level she/he is assigned to at my school.

Yes		315	46%
No		73	11%
Not sure		201	29%
My school does not have a teacher coach/Not applicable		97	14%
<b>Total</b>		686	100%

3. The teacher coach at my school has made a significant and sustained effort to understand my needs as a teacher.






Strongly Agree		205	30%
Somewhat Agree		129	19%
Neither Agree Nor Disagree		74	11%
Somewhat Disagree		64	9%
Strongly Disagree		78	11%
Not applicable		131	19%
<b>Total</b>		681	100%

4. How many hours has the teacher coach at your school spent in your class this year?







None		318	46%
1-2		143	21%
3-4		39	6%
5-6		9	1%
7 or more		19	3%
Not applicable		156	23%
<b>Total</b>		684	100%

5. My teacher coach is a respected and valued part of my school.

Strongly Agree		178	26%
----------------	---	-----	-----







Somewhat Agree		150	22%
Neither Agree or Disagree		103	15%
Somewhat Disagree		70	10%
Strongly Disagree		66	10%
Not applicable		113	17%
<b>Total</b>		<b>680</b>	<b>100%</b>

6. The teacher coach at my school has helped me become a more effective teacher.



Strongly Agree		101	15%
Somewhat Agree		108	16%
Neither Agree Nor Disagree		119	17%
Somewhat Disagree		52	8%
Strongly Disagree		144	21%
Not applicable		158	23%
<b>Total</b>		<b>682</b>	<b>100%</b>

The following questions ask you to think about the way the CCSD supports teachers throughout the year. \*Please note that these answers DO NOT refer to Teacher Coaches

7. I know which people and/or teaching resources (at the central office level) are available to support my teaching.

Strongly Agree		91	13%
Somewhat Agree		208	30%
Neither agree nor disagree		67	10%
Somewhat disagree		148	22%
Strongly Disagree		163	24%
Not Applicable		9	1%
<b>Total</b>		<b>686</b>	<b>100%</b>

8. There is a clear flow of information about expectations and resources from the District Office to teachers.






Strongly Agree		39	6%
Somewhat Agree		199	29%
Neither Agree Nor Disagree		89	13%
Somewhat Disagree		189	28%

Strongly Disagree		161	24%
Not Applicable		6	1%
<b>Total</b>		<b>683</b>	<b>100%</b>

9. If I have a question at the school level that can not be answered, I know who to contact at the District Office.

Strongly Agree		79	12%
Somewhat Agree		169	25%
Neither Agree Nor Disagree		55	8%
Somewhat Disagree		177	26%
Strongly Disagree		200	29%
Not Applicable		3	0%
<b>Total</b>		<b>683</b>	<b>100%</b>

10. The District Office is organized to help teachers help students be successful




Strongly Agree		30	4%
Somewhat Agree		136	20%
Neither Agree Nor Disagree		177	26%
Somewhat Disagree		201	29%
Strongly Disagree		140	20%
<b>Total</b>		<b>684</b>	<b>100%</b>

11. What specific suggestions do you have to improve District Office support for good teaching.

[View 281 Responses](#)







The following questions ask you to evaluate the effectiveness of state specialists in your school.

12. The state specialist I work with most closely has experience teaching at the grade level she/he is assigned to at my school.






Yes		48	7%
No		10	1%
Do not know		134	20%
My school does not have a state specialist/Not applicable		495	72%
<b>Total</b>		<b>687</b>	<b>100%</b>

13. The state specialist I work with most closely has made a significant







and sustained effort to understand my needs as a teacher.

Strongly Agree		20	3%
Somewhat Agree		28	4%
Neither Agree Nor Disagree		48	7%
Somewhat Disagree		16	2%
Strongly Disagree		30	5%
Not applicable		518	78%
<b>Total</b>		<b>660</b>	<b>100%</b>







14. How many hours has the state specialist at your school spent in your class this year?

None		120	18%
1-2		23	4%
3-4		4	1%
5-6		0	0%
7 or more		8	1%
Not applicable		500	76%
<b>Total</b>		<b>655</b>	<b>100%</b>

15. State Specialists are respected and valued by teachers at my school.







Strongly Agree		18	3%
Somewhat Agree		34	5%
Neither Agree or Disagree		52	8%
Somewhat Disagree		12	2%
Strongly Disagree		29	4%
Not applicable		510	78%
<b>Total</b>		<b>655</b>	<b>100%</b>

16. The state specialist I work with most closely at my school has helped me become a more effective teacher.






Strongly Agree		16	2%
Somewhat Agree		23	4%
Neither Agree Nor Disagree		41	6%
Somewhat Disagree		12	2%
Strongly Disagree		37	6%
Not applicable		526	80%
<b>Total</b>		<b>655</b>	<b>100%</b>

The following questions ask you to reflect upon the amount of time you spend on your job as a teacher.

17. From the time you arrive at school to the time you leave school, how many hours per week, on average, do you spend at school. Please include the time spent at meetings, conferences, etc.

Less than 37		7	1%
37-38 hours		6	1%
39-40 hours		33	5%
41-42 hours		85	12%
43-44 hours		143	21%
More than 45 hours per week		412	60%
<b>Total</b>		<b>686</b>	<b>100%</b>

18. On average, how much time per week do you spend doing school-related work at home/outside of school

None		13	2%
1-5		310	45%
6-10		216	31%
11-15		80	12%
More than 15		67	10%
<b>Total</b>		<b>686</b>	<b>100%</b>

19. Generally speaking, do you feel that your attendance at mandatory meetings is time well spent?

Yes		216	32%
No		463	68%
<b>Total</b>		<b>679</b>	<b>100%</b>

20. What suggestions do you have for reducing the number of extra hours you have to work in order to do your job properly?

[View 381 Responses](#)