

Online Survey Results (Basic)

Discipline in the Charleston County School District

This second annual survey is distributed by the leadership of the Charleston Teacher Alliance to reveal teachers' attitudes about discipline in the CCSD. Individual responses are confidential. Survey results will be used to advocate for policy changes in the Charleston County School District.

Total Respondents => 1377

Total Responses => 821

[See Who Responded](#)

The Total Responses = the Number of people that have completed the survey.
The Responses you see below are based on actual responses to each question.

[Download Results](#)
[Advanced Results](#)

1) Please identify the school/location where you teach

Drill Down	Results Choices	NumGraph	Percent
	-None-	2	0%
	Academic Magnet High School	10	1%
	Angel Oak Elementary School	13	2%
	Ashley River Elementary School	16	2%
	Baptist Hill High School	9	1%
	Belle Hall Elementary School	12	1%
	Alice Birney Middle School	14	2%
	C.C. Blaney Elementary School	1	0%
	Brentwood Middle School	11	1%
	Buist Academy	18	2%
	Burke High School	23	3%
	Burke Middle High School	16	2%
	Burns Elementary School	11	1%
	Cario Middle School	21	2%
	Murray Hill Academy	0	0%
	School of the Arts	18	2%
	Charleston Progressive Academy	2	0%
	Charlestowne Academy	10	1%
	Chicora Elementary School	5	1%
	Child & Family Development Center	0	0%
	Clark Corporate Academy	2	0%
	Corcoran Elementary School	4	0%
	Detention Center	0	0%
	District Office	0	0%
	Drayton Hall Elementary School	13	2%
	Dunston Elementary School	10	1%
	James B. Edwards Elementary School	14	2%
	Jane Edwards Elementary School	3	0%
	Ellington Elementary School	1	0%
	Mary Ford Elementary School	11	1%
	Fort Johnson Middle School	6	1%
	Fraser Elementary School	4	0%
	Freirson Elementary School	1	0%
	Garrett Academy of Technology	17	2%

Gifted and Talented Program	0	0%
Goodwin Elementary School	16	2%
Harbor View Elementary School	15	2%
Haut Gap Middle School	3	0%
Horizon House	1	0%
Minnie Hughes Elementary School	0	0%
Hunley Park Elementary School	12	1%
Hursey Elementary School	8	1%
Itinerant Program	2	0%
James Island Elementary School	6	1%
James Island Middle School	11	1%
Ladson Elementary School	6	1%
Laing Middle School	18	2%
Lambs Elementary School	8	1%
Laurel Hill Elementary School	4	0%
Lincoln High School	4	0%
McClellanville Middle School	9	1%
Memminger Elementary School	10	1%
Midland Park Elementary School	18	2%
Military Magnet Academy	11	1%
Mitchell Elementary School	7	1%
Montessori Community School of Charleston	0	0%
Jennie Moore Elementary School	7	1%
Morningside Middle School	8	1%
Moultrie Middle School	12	1%
Mt. Pleasant Academy	1	0%
Mt. Zion Elementary School	8	1%
Murray-LaSaine Elementary School	5	1%
New Endeavors	2	0%
North Charleston Elementary School	7	1%
North Charleston High School	20	2%
Oakland Elementary School	8	1%
Orange Grove Elementary School	21	2%
Pepperhill Elementary School	3	0%
Pinckney Elementary School	4	0%
St. Andrew's Elementary School	4	0%
St. James-Santee Elementary School	15	2%
St. John's High School	9	1%
Sanders-Clyde Elementary School	3	0%
Schroder Middle School	5	1%
James Simons Elementary School	6	1%
Springfield Elementary School	2	0%
Stall High School	17	2%
Stiles Point Elementary School	18	2%
Stono Park Elementary School	10	1%
Sullivans Island Elementary School	6	1%
Wando High School	47 ■	5%
West Ashley High School	50 ■	6%
West Ashley Intermediate School	9	1%
West Ashley Middle School	21	2%
Whitesides Elementary School	11	1%
C. E. Williams Middle School	13	2%
Charleston Development Academy	1	0%
James Island Charter High School	20	2%
East Cooper Montessori	0	0%

Youth Build Charleston Charter	1	0%
Multiple Locations	12	1%
Other	5	1%

2) Please identify your Constituent District (If you teach in more than one district, please identify the district where you spend the majority of your time)

Drill Down	Results Choices	NumGraph	Percent
	District 1	36 █	4%
	District 2	141 █	16%
	District 3	71 █	8%
	District 4	209 █	24%
	District 9	46 █	5%
	District 10	172 █	20%
	District 20	92 █	11%
	District 23	22 █	3%
	District Office	0	0%
	Not sure	69 █	8%

3) What description best matches the school where you teach:

Drill Down	Results Choices	NumGraph	Percent
	Elementary School	374 █	44%
	Middle School	166 █	19%
	High School	224 █	26%
	Elementary and Middle School	30 █	4%
	Middle and High School	48 █	6%
	Other	15	2%
	Not sure	0	0%

4) How many years have you been a teacher in public schools?




Drill Down	Results Choices	NumGraph	Percent
	Less than 5 years	200 █	23%
	5-15 years	314 █	37%
	16-30 years	287 █	33%
	More than 30 years	58 █	7%

5) Does your school have a clearly defined and easily accessible discipline plan?




Drill Down	Results Choices	NumGraph	Percent
	Yes	574 █	67%
	No	192 █	22%
	Not sure	91 █	11%

5A) Is the discipline plan at your school updated regularly to reflect current discipline challenges?




Results

Drill Down	Choices	NumGraph	Percent
	Yes	384 	45%
	No	264 	31%
	Not sure	206 	24%




5B) Is the discipline plan at your school reviewed frequently with teachers and staff?

Drill Down	Results Choices	NumGraph	Percent
	Yes	320 	38%
	No	415 	49%
	Not sure	118 	14%


5C) Is your school's discipline plan clear and easily implemented by teachers?

Drill Down	Results Choices	NumGraph	Percent
	Yes	445 	52%
	No	311 	37%
	Not sure	96 	11%




5D) In your school, are teachers notified about what action is taken by the administration as a result of an administrative referral?

Drill Down	Results Choices	NumGraph	Percent
	Yes	525 	61%
	No	227 	27%
	Not sure	103 	12%

6) In general, when it comes to having a successful school, how important do you think good student discipline and behavior is?

Drill Down	Results Choices	NumGraph	Percent
	One of the most important prerequisites	845 	98%
	Somewhere in the middle	11	1%
	Near the bottom	3	0%
	Not sure	0	0%





7) As far as your own school is concerned, is student discipline and behavior:

Drill Down	Results Choices	NumGraph	Percent
	One of the top problems	453 	53%
	Neither a major nor a minor problem	205 	24%
	Not a significant problem	192 	22%
	Not sure	7	1%





Thinking about student behavior at your school, how serious

a problem is the following:





8) Disrupting class by talking out and horseplay

Results			
Drill Down	Choices	NumGraph	Percent
	Very serious	251 	30%
	Somewhat serious	316 	37%
	Not very serious	195 	23%
	Not at all serious	73 	9%
	Not sure	11	1%





9) Physical fighting

Results			
Drill Down	Choices	NumGraph	Percent
	Very serious	177 	21%
	Somewhat serious	226 	27%
	Not very serious	241 	29%
	Not at all serious	189 	22%
	Not sure	11	1%



10) Rowdiness in the common areas, such as hallways and lunchroom

Results			
Drill Down	Choices	NumGraph	Percent
	Very serious	186 	22%
	Somewhat serious	287 	34%
	Not very serious	227 	27%
	Not at all serious	136 	16%
	Not sure	5	1%

11) Students treating teachers with a lack of respect

Results			
Drill Down	Choices	NumGraph	Percent
	Very serious	317 	38%
	Somewhat serious	225 	27%
	Not very serious	179 	21%
	Not at all serious	112 	13%
	Not sure	7	1%

12) In the past several years at your school, have there been cases of teachers quitting or being asked to leave because student discipline and behavior was such a problem?

Results			
Drill Down	Choices	NumGraph	Percent
	Yes	303 	36%
	No	298 	36%

Not sure 236 ██████████ 28%

- 13) Have you ever seriously considered quitting the teaching profession because student discipline and behavior was such a problem?

Drill Down	Results Choices	NumGraph	Percent
	Yes	385 ██████████	46%
	No	425 ██████████	50%
	Not sure	32 █	4%

- 14) In your experience, is it a handful of students who cause most of the discipline problems at your school, or is it more widespread?

Drill Down	Results Choices	NumGraph	Percent
	A handful	631 ██████████	75%
	More widespread	168 █████	20%
	Not sure	41 █	5%

- 15) At your school, are there persistent troublemakers who should already have been removed from the school and sent to alternative schools/programs?

Drill Down	Results Choices	NumGraph	Percent
	Yes	558 ██████████	66%
	No	164 █████	20%
	Not sure	118 █████	14%

- 16) Have you ever been accused by a parent of unfairly disciplining or reprimanding their child?

Drill Down	Results Choices	NumGraph	Percent
	Yes	343 ██████████	41%
	No	485 ██████████	58%
	Not sure	15 █	2%





- 17) How often do you feel you can count on your principal to firmly support teachers on matters of student discipline and behavior?

Drill Down	Results Choices	NumGraph	Percent
	Virtually always	235 ██████████	28%
	Most of the time	290 ██████████	34%
	Sometimes	192 █████	23%
	Hardly ever or never	97 █	12%
	Not sure	29 █	3%





Please rate your level of agreement with the following

statements




18) If it weren't for discipline problems, I could be teaching a lot more effectively.

Results			
Drill Down	Choices	NumGraph	Percent
	Strongly agree	474 	58%
	Somewhat agree	218 	27%
	Somewhat disagree	56 	7%
	Strongly disagree	51 	6%
	Not sure	20	2%




19) When it comes to dealing with routine misbehavior, my school should be doing a lot better.

Results			
Drill Down	Choices	NumGraph	Percent
	Strongly agree	295 	36%
	Somewhat agree	260 	32%
	Somewhat disagree	130 	16%
	Strongly disagree	104 	13%
	Not sure	31	4%

20) In the end, most students suffer because of a few persistent troublemakers.

Results			
Drill Down	Choices	NumGraph	Percent
	Strongly agree	508 	62%
	Somewhat agree	232 	28%
	Somewhat disagree	40 	5%
	Strongly disagree	25	3%
	Not sure	16	2%

21) New teachers are particularly unprepared for dealing with behavior problems in their classroom.

Results			
Drill Down	Choices	NumGraph	Percent
	Strongly agree	500 	61%
	Somewhat agree	247 	30%
	Somewhat disagree	43 	5%
	Strongly disagree	11	1%
	Not sure	22	3%

22) Teachers who are very firm on discipline will eventually be told by an administrator to back off.

Results			
Drill Down	Choices	NumGraph	Percent
	Strongly agree	119 	14%

Somewhat agree	189	23%
Somewhat disagree	173	21%
Strongly disagree	216	26%
Not sure	126	15%

23) Principals who are very firm on discipline will eventually be told by the central administration to back off.

Results		NumGraph	Percent
Drill Down	Choices		
	Strongly agree	179	22%
	Somewhat agree	167	20%
	Somewhat disagree	91	11%
	Strongly disagree	90	11%
	Not sure	297	36%

24) Are there schools in the CCSD where you would not work because you believe discipline is a problem there?

Results		NumGraph	Percent
Drill Down	Choices		
	Yes	763	93%
	No	31	4%
	Not sure	29	4%

25) Which comes closer to your view?

Results		NumGraph	Percent
Drill Down	Choices		
	No matter what educators do, schools in very tough neighborhoods will have problems with student discipline and behavior.	296	36%
	Regardless of the neighborhood, most kids will behave themselves if educators have clear expectations and consistently enforce the rules.	450	55%
	Not sure	78	9%

26) Does your school use Postive Behavioral Interventions and Systems (PBS)?

Results		NumGraph	Percent
Drill Down	Choices		
	Yes	338	41%
	No	199	24%
	Not sure	289	35%

26A) Has discipline improved at your school as a result of PBS?

Results		NumGraph	Percent
Drill Down	Choices		

Yes	171	21%
No	156	19%
Not Applicable	475	59%

How important is each of the following statements as a cause of student discipline and behavior problems in the CCSD. Use a 1 to 5 scale where 1 means you don't think it is a cause at all and 5 means it is among the biggest causes

27) Administrators are reluctant to suspend students because they're afraid it will affect the school's reputation.

Drill Down	Results Choices	NumGraph	Percent
	1	88	11%
	2	51	6%
	3	124	15%
	4	178	22%
	5	299	37%
	Not sure	71	9%

28) There's disrespect everywhere in our culture - students absorb it and bring it to school.

Drill Down	Results Choices	NumGraph	Percent
	1	24	3%
	2	54	7%
	3	152	19%
	4	242	30%
	5	327	40%
	Not sure	11	1%

29) Too many teachers are ineffective at classroom management.

Drill Down	Results Choices	NumGraph	Percent
	1	81	10%
	2	171	21%
	3	321	39%
	4	129	16%
	5	62	8%
	Not sure	49	6%

30) Too many parents fail to teach their kids discipline.

Drill Down	Results Choices	NumGraph	Percent
	1	14	2%

2	23	3%
3	81	10%
4	176	22%
5	505	62%
Not sure	10	1%

31) Too many school administrators fail to support teachers on discipline.

Drill Down	Results Choices	NumGraph	Percent
	1	40	5%
	2	94	12%
	3	219	27%
	4	217	27%
	5	185	23%
	Not sure	56	7%

32) Schools and classes are too crowded.

Drill Down	Results Choices	NumGraph	Percent
	1	51	6%
	2	73	9%
	3	147	18%
	4	182	22%
	5	326	40%
	Not sure	31	4%






33) Today's teachers are softer on discipline because they can't count on parents to support them.

Drill Down	Results Choices	NumGraph	Percent
	1	53	7%
	2	88	11%
	3	166	20%
	4	209	26%
	5	234	29%
	Not sure	62	8%

Please indicate how effective you think each of the following proposals would be as a solution to the discipline and behavior problems found in the CCSD.

34) Give principals a lot more authority to handle discipline issues and reduce interference from parents.

Drill Down	Results Choices	NumGraph	Percent
------------	-----------------	----------	---------

Very effective	285		35%
Somewhat effective	341		42%
Not too effective	106		13%
Not at all effective	29		4%
Not sure	50		6%

- 35)** Give teachers a lot more authority to handle discipline issues and reduce interference from administrators.

Drill Down	Results Choices	NumGraph	Percent
	Very effective	211	26%
	Somewhat effective	324	40%
	Not too effective	169	21%
	Not at all effective	58	7%
	Not sure	49	6%

- 36)** Establish and enforce zero-tolerance policies so that students know they will automatically be kicked out of a school for serious violations.

Drill Down	Results Choices	NumGraph	Percent
	Very effective	583	72%
	Somewhat effective	176	22%
	Not too effective	32	4%
	Not at all effective	8	1%
	Not sure	13	2%






- 37)** Strictly enforce the little rules on behavior so that the right tone is created at school and bigger problems are avoided.

Drill Down	Results Choices	NumGraph	Percent
	Very effective	578	71%
	Somewhat effective	200	25%
	Not too effective	23	3%
	Not at all effective	1	0%
	Not sure	10	1%





- 38)** Reduce the paperwork and formal documentation required to take disciplinary action.

Drill Down	Results Choices	NumGraph	Percent
	Very effective	329	41%
	Somewhat effective	290	36%
	Not too effective	112	14%
	Not at all effective	36	4%
	Not sure	42	5%

- 39)** Create more schools that specialize in dealing with students who cause chronic discipline problems.

Drill Down	Results Choices	NumGraph	Percent
	Very effective	531 	66%
	Somewhat effective	186 	23%
	Not too effective	34 	4%
	Not at all effective	17 	2%
	Not sure	38 	5%

40) Thinking about the past few years at your school, is discipline a...

Drill Down	Results Choices	NumGraph	Percent
	bigger problem	333 	41%
	smaller problem	207 	26%
	Not sure	100 	12%
	unable to judge	166 	21%

41) What comments, related to discipline, would you like to share with the upper administration (CAO and Superintendent) of the CCSD?

[View Text Responses](#)

[Return to Selections](#)