

Beginning of 2006-2007 School Year Results Overview



















































Date: 4/24/2007 10:39 PM PST

Responses: Completes

Filter: No filter applied






1. Please identify where you teach			
Academic Magnet High School		12	2%
Angel Oak Elementary School		9	1%
Ashley River Creative Arts Elementary School		12	2%
Baptist Hill High School		8	1%
Belle Hall Elementary School		12	2%
Alice Birney Middle School		15	2%
C.C. Blaney Elementary School		4	1%
Brentwood Middle School		6	1%
Buist Academy		13	2%
Burke High School		15	2%
Burke Middle High School		10	1%
Burns Elementary School		10	1%
Cario Middle School		18	2%
Charleston Development Academy		1	0%
Charleston Progressive		2	0%
Charlestowne Academy		10	1%
Chicora Elementary School		4	1%
Child and Family Development Center		1	0%
Clark Corporate Academy		3	0%
Corcoran Elementary School		3	0%
Drayton Hall Elementary School		12	2%
Dunston Elementary School		10	1%
East Cooper Montessori		0	0%
James B. Edwards Elementary School		16	2%
Jane Edwards Elementary School		3	0%
Ellington Elementary		1	0%

School		n	%
Mary Ford Elementary School		8	1%
Fort Johnson Middle School		6	1%
Frasier Elementary School		1	0%
Frierson Elementary School		1	0%
Garrett Academy of Technology		11	1%
Goodwin Elementary School		13	2%
Harbor View Elementary School		13	2%
Haut Gap Middle School		2	0%
Horizon House		3	0%
Minnie Hughes Elementary School		0	0%
Hunley Park Elementary School		11	1%
Hursey Elementary School		7	1%
Itinerant Program		8	1%
James Island Elementary School		11	1%
James Island Middle School		10	1%
James Island Charter High School		23	3%
Ladson Elementary School		5	1%
Laing Middle School		16	2%
Lambs Elementary School		6	1%
Laurel Hill Elementary School		8	1%
Lincoln High School		5	1%
McClellanville Middle School		7	1%
Memminger Elementary School		9	1%
Midland Park Elementary School		12	2%
Military Magney Academy		10	1%
Mitchell Elementary School		10	1%
Montessori Community School of Charleston		2	0%
Jennie Moore Elementary School		15	2%
Morning side Middle School		5	1%






Moultrie Middle School		9	1%
Mt. Pleasant Academy		1	0%
Mt. Zion Elementary School		3	0%
Murray Hill Academy		0	0%
Murray LaSaine Elementary School		6	1%
New Endeavors		2	0%
North Charleston Elementary School		8	1%
North Charleston High School		14	2%
Oakland Elementary School		19	2%
Orange Grove Elementary School		8	1%
Pepperhill Elementary School		6	1%
Pinckney Elementary School		5	1%
St. Andrews Math and Science Elementary School		4	1%
St. James-Santee Elementary School		10	1%
St. John's High School		5	1%
Sanders-Clyde Elementary School		5	1%
School of the Arts		19	2%
Schroder Middle School		1	0%
James Simons Elementary School		6	1%
Springfield Elementary School		6	1%
Stall High School		16	2%
Stiles Point Elementary School		16	2%
Stono Park Elementary School		6	1%
Sullivans Island Elementary School		6	1%
Wando High School		51	7%
West Ashley High School		43	6%
West Ashley Intermediate School		7	1%
West Ashley Middle School		10	1%
Whitesides Elementary School		12	2%
C. E. Williams Middle School		15	2%
Total		767	100%

The following questions ask you to reflect upon the recent district sponsored professional development (Please note that another section asks about Teacher Work Days).






2. The individuals presenting professional development were prepared and organized.

Strongly Agree		478	62%
Somewhat Agree		208	27%
Neither Agree Nor Disagree		55	7%
Somewhat Disagree		24	3%
Strongly Disagree		4	1%
Total		769	100%

3. The individuals offering professional development were very knowledgeable/experts in their fields.

Strongly Agree		482	63%
Somewhat Agree		201	26%
Neither Agree Nor Disagree		61	8%
Somewhat Disagree		21	3%
Strongly Disagree		5	1%
Total		770	100%

4. Professional Development focused on specific strategies to help my students.

Strongly Agree		318	41%
Somewhat Agree		265	34%
Neither Agree Nor Disagree		95	12%
Somewhat Disagree		53	7%
Strongly Disagree		38	5%
Total		769	100%

5. Professional development was tailored to my specific needs as a teacher

Strongly Agree		256	33%
Somewhat Agree		256	33%
Neither Agree or Disagree		92	12%
Somewhat Disagree		115	15%
Strongly Disagree		47	6%
Total		766	100%

6. There was very little wasted time during the professional development days

Strongly Agree		304	40%
Somewhat Agree		223	29%
Neither Agree Nor Disagree		69	9%
Somewhat Disagree		108	14%
Strongly Disagree		65	8%

Total		769	100%
--------------	--	-----	------



7. Professional Development activities will help you be a better teacher this year.

Strongly Agree		234	31%
Somewhat Agree		266	35%
Neither Agree Nor Disagree		129	17%
Somewhat Disagree		89	12%
Strongly Disagree		46	6%
Total		764	100%

8. The district run professional development activities was a good use of teacher time.

Strongly Agree		154	20%
Somewhat Agree		231	31%
Neither Agree Nor Disagree		172	23%
Somewhat Disagree		120	16%
Strongly Disagree		80	11%
Total		757	100%

9. I always had the opportunity to give feedback about the professional development activities.

Yes		473	62%
No		285	38%
Total		758	100%

The following questions ask you to consider the two teacher work days

11. Teacher work days were set aside for teachers to work in classrooms and meetings did not exceed one hour on either day.

Yes		551	71%
No		220	29%
Total		771	100%

199 Responses

12. Teacher work days were adequate for me to prepare for the first day of school.

Strongly Agree		169	22%
Somewhat Agree		231	30%
Neither Agree Nor Disagree		24	3%
Somewhat Disagree		170	22%
Strongly Disagree		182	23%
Total		776	100%

13. Administrators in my school were organized and helped make the teacher work days successful

Strongly Agree		398	52%
Somewhat Agree		224	29%
Neither Agree Nor Disagree			

Neither Agree nor Disagree		63	8%
Somewhat Disagree		55	7%
Strongly Disagree		32	4%
Total		772	100%

14. Other than the personal touches I like to add, my classroom was clean and ready when I returned to school.

Strongly Agree		286	37%
Somewhat Agree		227	29%
Neither Agree or Disagree		32	4%
Somewhat Disagree		115	15%
Strongly Disagree		112	15%
Total		772	100%

15. The school building and facilities were clean and ready for teachers on teacher work days.

Strongly Agree		300	39%
Somewhat Agree		234	30%
Neither Agree Nor Disagree		26	3%
Somewhat Disagree		92	12%
Strongly Disagree		54	7%
Other, please specify		67	9%
Total		773	100%

16. Overall, I am satisfied with the way my school organized the teacher work days.

Strongly Agree		370	48%
Somewhat Agree		218	28%
Neither Agree Nor Disagree		48	6%
Somewhat Disagree		60	8%
Strongly Disagree		38	5%
Other, please specify		38	5%
Total		772	100%


The following questions ask you to reflect upon your experience this summer (before teachers returned to work).

17. Did you receive communication from your school during the summer about expectations, teaching assignments, back to school procedures, etc?







Yes		652	84%
No		122	16%
Total		774	100%

18. Were you required by your school/the district to attend training this summer outside of your 190 day teacher contract?







Yes		193	25%
-----	--	-----	-----

No		580	75%
Total		773	100%
188 Responses			

19. What activities, if any, did you do this summer to prepare for the school year? Check all that apply




Working in my classroom		489	65%
Working from Home		591	78%
Meeting at School		271	36%
Attending workshops		281	37%
Taking courses		205	27%
Other, please specify		107	14%

20. How many hours, if any, did you devote this summer preapring for the school year.

None		13	2%
1-10		137	18%
11-20		143	18%
21-40		202	26%
41-60		105	13%
61+		179	23%
Total		779	100%

The following questions ask you to reflect upon the start of the school year overall

21. Having students start on Wednesday is preferable to having students start school on Monday

Yes, A Wednesday start is preferable		636	82%
No, A Monday start is preferable		79	10%
No opinion		65	8%
Total		780	100%

22. My classroom was ready when students returned to school.

Yes		665	86%
No		108	14%
Total		773	100%

23. My school was ready was students returned.

Yes		674	87%
No		99	13%
Total		773	100%

24. Compared to last year, I feel more prepared to be successful with my students.

I am more prepared this year		417	54%
I am less prepared this year		59	8%

About the same		280	36%
I did not teach last year		22	3%
Total		778	100%

25. What are your thoughts about the district kickoff?

I prefer a district wide kickoff like we had last year.		29	4%
I prefer the format this year when we did not have a district wide kickoff.		701	90%
No opinion/I was not in the district last year.		46	6%
Total		776	100%

Copyright ©1999-2007 [MarketTools, Inc.](#) All Rights Reserved.

No portion of this site may be copied without the express written consent of MarketTools, Inc. [Trademark Notice](#)