

School Climate and Leadership 2011


















1. Please identify the school where you teach.

		Response Percent	Response Count
Academic Magnet HS	<input type="checkbox"/>	1.4%	24
Angel Oak ES	<input type="checkbox"/>	1.4%	23
Ashley River Creative Arts ES	<input type="checkbox"/>	1.8%	31
Baptist Hill HS	<input type="checkbox"/>	1.8%	31
Belle Hall ES	<input type="checkbox"/>	1.3%	22
Alice Birney/Northwoods MS	<input type="checkbox"/>	1.2%	20
C.C. Blaney ES	<input type="checkbox"/>	0.8%	14
Brentwood MS	<input type="checkbox"/>	0.1%	1
Buist Academy	<input type="checkbox"/>	1.0%	17
Burke MS	<input type="checkbox"/>	0.5%	8
Burke HS	<input type="checkbox"/>	0.9%	16
Burns ES	<input type="checkbox"/>	1.4%	23
Cario MS	<input type="checkbox"/>	2.2%	38
Charleston Development Academy	<input type="checkbox"/>	0.1%	1
Charleston Progressive	<input type="checkbox"/>	0.5%	8
Charlestowne Academy		0.0%	0
Chicora ES	<input type="checkbox"/>	1.7%	28
Child and Family Development Center	<input type="checkbox"/>	0.2%	3
Clark Corporate Academy	<input type="checkbox"/>	0.8%	13
Corcoran ES	<input type="checkbox"/>	1.5%	25

Daniel Jenkins	▮	0.5%	9
Drayton Hall ES	▮	2.0%	34
Dunston ES	▮	1.3%	22
East Cooper Montessori	▮	0.1%	1
Ellington ES	▮	0.6%	11
Fort Johnson MS	▮	1.0%	17
Frasier ES		0.0%	0
Frierson ES	▮	0.1%	2
Garrett Academy	▮	1.7%	28
Goodwin ES	▮	1.3%	22
Harbor View ES	▮	0.9%	16
Haut Gap ES	▮	1.0%	17
Horizon House	▮	0.1%	2
Minnie Hughes ES	▮	0.5%	9
Hunley Park ES	▮	1.0%	17
Hursey ES	▮	0.9%	15
Itinerant Program	▮	0.2%	4
James B. Edwards ES	▮	1.6%	27
James Island ES	▮	1.7%	29
James Island MS	▮	1.0%	17
James Island Charter HS	▮	2.7%	45
Jane Edwards ES	▮	0.3%	5
Jennie Moore ES	▮	1.6%	27
James Simons ES	▮	0.8%	14
Ladson ES	▮	1.5%	26
Laing MS	▮	1.4%	24





Lambs ES		1.2%	21
Laurel Hill ES		2.7%	46
Lincoln HS		0.5%	8
Mary Ford ES		0.8%	14
McClellanville MS		0.0%	0
Memmminger ES		0.9%	16
Midland Park ES		1.4%	24
Military Magnet		1.2%	21
Mitchell ES		1.2%	21
Montessori Community School of Charleston		0.5%	9
Morningside Boys Academy		0.5%	9
Morningside Girls Academy		0.6%	10
Moultrie MS		1.7%	29
Mt. Pleasant Academy		1.4%	23
Mt. Zion ES		0.8%	14
Murray Hill Academy		0.0%	0
Murray LaSaine ES		0.8%	14
North Charleston ES		1.7%	28
North Charleston HS		2.6%	44
Oakland ES		1.4%	24
Orange Grove ES		0.2%	3
Pepperhill ES		1.1%	18
Pinckney ES		1.8%	31
Ron McNair Sixth Grade Academy		0.6%	10
St. Andrews ES		1.0%	17

St. Andrews MS		1.0%	17
St. James Santee ES		0.4%	7
St. Johns HS		1.1%	18
Sanders-Clyde ES		1.4%	23
School of the Arts		2.7%	45
Schroder MS		0.0%	0
Springfield ES		1.4%	23
Stall HS		1.9%	33
Stiles Point ES		2.0%	34
Stono Park ES		0.9%	16
Sullivans Island ES		0.6%	10
Wando HS		5.2%	88
West Ashley HS		4.1%	70
West Ashley MS		1.4%	23
Whitesides ES		1.5%	26
C.E. Williams MS		1.2%	21



Other (please specify) 84

answered question	1,694
skipped question	93



2. Hypothetically speaking, if the district decides to furlough teachers during the next school year what would you prefer.

		Response Percent	Response Count
Furlough Workdays		2.4%	41
Furlough Professional Development Days		41.8%	729
Furlough some workdays and some Professional Development Days		11.1%	194
I do not support any furloughs for teachers		44.7%	779
		answered question	1,743
		skipped question	44





3. Budget cuts to substitute funds will not have a negative impact on instruction.

		Response Percent	Response Count
Yes		37.3%	638
No		62.7%	1,072
		answered question	1,710
		skipped question	77



4. I have made suggestions to the district or my school administration on ways the district could save money.

		Response Percent	Response Count
Yes		50.6%	874
No		49.4%	852
		answered question	1,726
		skipped question	61




5. The district has implemented the budget saving idea(s) I suggested.

		Response Percent	Response Count
Yes		1.6%	27
No		26.8%	466
Not Sure		24.8%	431
I did not submit any suggestions		46.8%	813
answered question			1,737
skipped question			50







6. The school district's budget has been reduced to the bare essentials.

		Response Percent	Response Count
Yes		34.4%	584
No		65.6%	1,114
answered question			1,698
skipped question			89



7. My school has provided me with an opportunity to take at least one duty free lunch each week.

		Response Percent	Response Count
Yes		68.6%	1,184
No		13.9%	239
I do not have lunch duty.		17.5%	302
answered question			1,725
skipped question			62







8. On average, how much unencumbered planning time do you have per week?

		Response Percent	Response Count
None		3.9%	65
Less than one hour		9.6%	162
1 to 2 hours		31.4%	528
3 to 4 hours		38.5%	646
5 to 6 hours		11.8%	198
More than 6 hours		4.8%	81
		answered question	1,680
		skipped question	107



9. In general, is the planning time provided sufficient to plan for your students' needs?

		Response Percent	Response Count
Yes		37.6%	628
No		62.4%	1,041
		answered question	1,669
		skipped question	118




10. On average, how much time do you spend in meetings each week?

		Response Percent	Response Count
None		1.0%	16
Less than one hour		19.0%	319
1 to 2 hours		54.4%	914
3 to 4 hours		21.3%	358
5 to 6 hours		3.7%	62
More than 6 hours		0.7%	11
		answered question	1,680
		skipped question	107






11. Generally speaking, is your attendance at mandatory school meetings time well spent?

		Response Percent	Response Count
Yes		60.5%	1,007
No		39.5%	657
		answered question	1,664
		skipped question	123

12. I have been denied the use of personal days this year.

		Response Percent	Response Count
Yes		2.6%	44
No		76.5%	1,282
I have not requested a personal day.		20.9%	350
answered question			1,676
skipped question			111

13. From the time you arrive at school to the time you leave school, how many hours per week do you spend at school on average? Please include time spent in after school meetings and activities.

		Response Percent	Response Count
Less than 40 hours		1.8%	31
40 to 42 hours		11.6%	195
43 to 45 hours		27.4%	460
More than 45 hours		33.1%	555
More than 50 hours		26.1%	438
answered question			1,679
skipped question			108




14. On average, how much time per week do you spend doing school related work at home/outside of school?

		Response Percent	Response Count
Less than 1 hour		7.1%	119
1 to 3 hours		33.4%	561
4 to 6 hours		33.8%	568
7 to 10 hours		15.6%	262
11-15 hours		5.3%	89
More than 15 hours		4.7%	79
answered question			1,678
skipped question			109




15. Combining your time at school and the time you spend doing school related work outside of school, how many hours do you work per week as a teacher on average?

		Response Percent	Response Count
40 or less hours		1.6%	27
41 to 45 hours		12.0%	202
46 to 50 hours		27.2%	457
51 to 55 hours		27.6%	465
56 to 60 hours		19.0%	319
More than 61 hours		12.6%	212
answered question			1,682
skipped question			105

16. Do you think the time required to properly complete your job as a teacher is reasonable?

		Response Percent	Response Count
Yes		27.5%	459
No		52.9%	883
Not sure		19.5%	326
		answered question	1,668
		skipped question	119






17. Do you think the district could enact policies, or change practices in order to reduce the amount of extra time it takes teachers to complete their responsibilities and requirements without jeopardizing student achievement?

		Response Percent	Response Count
Yes		66.2%	1,109
No		8.4%	141
Not sure		25.4%	426
		answered question	1,676
		skipped question	111





18. Please share any specific ideas you have that would help reduce the number of extra hours teachers have to work in order to do their job properly.

	Response Count
	576
answered question	576
skipped question	1,211

19. How many time have you been observed by your principal this year?

		Response Percent	Response Count
0 times		11.5%	187
1-3 times		50.5%	823
4-6 times		28.4%	463
7-10 times		7.2%	117
11+ times		2.5%	40
		answered question	1,630
		skipped question	157

20. Teacher evaluations are conducted in a professional and transparent manner.

		Response Percent	Response Count
Strongly Agree		58.8%	951
Somewhat Agree		29.4%	475
Somewhat Disagree		6.9%	111
Strongly Disagree		4.9%	80
		answered question	1,617
		skipped question	170





21. I receive feedback from classroom observations designed to help improve my instruction.

		Response Percent	Response Count
Strongly Agree		49.4%	790
Somewhat Agree		32.5%	520
Somewhat Disagree		9.8%	157
Strongly Disagree		8.3%	132
answered question			1,599
skipped question			188





22. If I am having trouble teaching a specific skill or concept, I can get helpful suggestions from my principal.

		Response Percent	Response Count
Strongly Agree		40.5%	652
Somewhat Agree		25.4%	409
Somewhat Disagree		9.6%	155
Strongly Disagree		11.1%	178
Not Sure		13.4%	216
answered question			1,610
skipped question			177





23. My principal has demonstrated good instructional techniques in a classroom setting so that I can learn by watching.

		Response Percent	Response Count
Strongly Agree		24.6%	384
Somewhat Agree		28.4%	444
Somewhat Disagree		20.3%	317
Strongly Disagree		26.7%	417
answered question			1,562
skipped question			225






24. Teachers' planning periods are valued and teachers are rarely asked to do other duties during this time.

		Response Percent	Response Count
Strongly Agree		25.4%	410
Somewhat Agree		33.4%	539
Somewhat Disagree		23.2%	375
Strongly Disagree		18.0%	291
answered question			1,615
skipped question			172

25. Duty rosters are constructed so that all teachers in my school participate equally.

		Response Percent	Response Count
Strongly Agree		37.8%	612
Somewhat Agree		36.3%	587
Somewhat Disagree		15.0%	243
Strongly Disagree		10.8%	175
		answered question	1,617
		skipped question	170

26. Teachers do not have to worry about retaliation from the principal if they disagree on an issue, or report a concern.

		Response Percent	Response Count
Strongly Agree		44.9%	727
Somewhat Agree		21.8%	353
Somewhat Disagree		12.7%	206
Strongly Disagree		11.5%	186
Not Sure		9.1%	148
		answered question	1,620
		skipped question	167






27. My principal makes a sincere and sustained effort to address teacher concerns.

		Response Percent	Response Count
Strongly Agree		51.3%	831
Somewhat Agree		27.6%	447
Somewhat Disagree		11.6%	188
Strongly Disagree		7.2%	117
Not Sure		2.3%	37
answered question			1,620
skipped question			167






28. My principal ensures that meetings are focused and productive.

		Response Percent	Response Count
Strongly Agree		51.4%	830
Somewhat Agree		32.8%	529
Somewhat Disagree		12.1%	195
Strongly Disagree		3.8%	61
answered question			1,615
skipped question			172






29. My principal ensures that other administrators and office staff do their jobs effectively.

		Response Percent	Response Count
Strongly Agree		42.6%	690
Somewhat Agree		31.9%	517
Somewhat Disagree		11.5%	187
Strongly Disagree		9.1%	147
Not Sure		4.9%	80
answered question			1,621
skipped question			166





30. My principal does not tolerate or protect ineffective staff members or teachers.

		Response Percent	Response Count
Strongly Agree		30.8%	498
Somewhat Agree		30.5%	493
Somewhat Disagree		17.2%	279
Strongly Disagree		11.1%	180
Not Sure		10.4%	168
answered question			1,618
skipped question			169

31. My principal treats all school staff and teachers equally and fairly.

		Response Percent	Response Count
Strongly Agree		38.9%	630
Somewhat Agree		27.6%	448
Somewhat Disagree		15.4%	249
Strongly Disagree		13.3%	216
Not Sure		4.8%	78
		answered question	1,621
		skipped question	166

32. Generally speaking, the climate at my school is positive and I am happy with the working environment.

		Response Percent	Response Count
Strongly Agree		41.7%	678
Somewhat Agree		32.8%	534
Somewhat Disagree		16.2%	264
Strongly Disagree		9.3%	151
		answered question	1,627
		skipped question	160






33. Overall, my principal is an effective leader.

		Response Percent	Response Count
Strongly Agree		52.4%	845
Somewhat Agree		28.7%	464
Somewhat Disagree		11.3%	182
Strongly Disagree		7.6%	123
answered question			1,614
skipped question			173

34. The role of the assistant principal(s) at my school is clearly defined.

		Response Percent	Response Count
Strongly Agree		33.5%	541
Somewhat Agree		27.7%	447
Somewhat Disagree		9.9%	160
Strongly Disagree		5.4%	87
My school does not have an AP		23.5%	379
answered question			1,614
skipped question			173





35. Overall, my assistant principal is an effective leader.

		Response Percent	Response Count
Strongly Agree		34.7%	558
Somewhat Agree		27.2%	438
Somewhat Disagree		8.5%	136
Strongly Disagree		7.0%	112
My school does not have an AP		22.7%	365
answered question			1,609
skipped question			178

36. Use the space below to share your viewpoint about your assistant principals and/or principals leadership.

	Response Count
	381
answered question	381
skipped question	1,406

37. This year, how many times have you seen your Associate Superintendent in your school?

		Response Percent	Response Count
0 times		45.7%	736
1-3 times		49.5%	797
4-6 times		4.2%	67
7 or more times		0.7%	11
answered question			1,611
skipped question			176






38. My Associate Superintendent makes an effort to communicate his/her roles and responsibilities to teachers.

		Response Percent	Response Count
Strongly Agree		14.1%	220
Somewhat Agree		32.2%	504
Somewhat Disagree		25.6%	401
Strongly Disagree		28.1%	440
answered question			1,565
skipped question			222

39. I would go to my Associate Superintendent if I had a concern that my principal could/would not address.

		Response Percent	Response Count
Strongly Agree		16.3%	259
Somewhat Agree		19.4%	308
Somewhat Disagree		13.7%	218
Strongly Disagree		24.8%	394
Not Sure		25.9%	412
answered question			1,591
skipped question			196






40. My Associate Superintendent is an effective leader.

		Response Percent	Response Count
Strongly Agree		17.2%	273
Somewhat Agree		21.9%	348
Somewhat Disagree		8.4%	134
Strongly Disagree		11.0%	174
Not Sure		41.4%	657
		answered question	1,586
		skipped question	201






41. Use the space below to share your viewpoint about your Associate Superintendent's leadership.

	Response Count
	246
answered question	246
skipped question	1,541






42. The Superintendent is visible and accessible to teachers and/or teacher groups.

		Response Percent	Response Count
Strongly Agree		23.9%	379
Somewhat Agree		38.9%	617
Somewhat Disagree		15.6%	247
Strongly Disagree		10.5%	166
Not Sure		11.3%	179
answered question			1,588
skipped question			199






43. The Superintendent communicates effectively with teachers.

		Response Percent	Response Count
Strongly Agree		32.7%	518
Somewhat Agree		41.2%	653
Somewhat Disagree		12.8%	203
Strongly Disagree		7.4%	118
Not Sure		5.8%	92
answered question			1,584
skipped question			203






44. The Superintendent seeks teachers' input before making important decisions.

		Response Percent	Response Count
Strongly Agree		20.1%	319
Somewhat Agree		38.3%	606
Somewhat Disagree		17.6%	278
Strongly Disagree		13.8%	218
Not Sure		10.3%	163
answered question			1,584
skipped question			203

45. The superintendent has done a good job eliminating personnel, programs, and other spending that was not essential for classroom success.

		Response Percent	Response Count
Strongly Agree		10.0%	158
Somewhat Agree		31.1%	492
Somewhat Disagree		22.3%	354
Strongly Disagree		18.3%	290
Not Sure		18.3%	290
answered question			1,584
skipped question			203

46. The Superintendent is an effective leader.

		Response Percent	Response Count
Strongly Agree		27.8%	439
Somewhat Agree		42.3%	668
Somewhat Disagree		11.8%	186
Strongly Disagree		6.7%	106
Not Sure		11.4%	180
		answered question	1,579
		skipped question	208

47. Use the space below to share your viewpoint about the Superintendent's leadership.

	Response Count
	250
answered question	250
skipped question	1,537

48. If you are interested in taking on more responsibilities with the CTA next year please submit a contact email address below. Duties would include such things as helping to create surveys and attending 1-3 steering committees per year.

	Response Count
	35
answered question	35
skipped question	1,752