








School Opening 2009/2010



| 1. Please indicate the school where you teach. | | | |
|--|--------------------------|------------------|----------------|
| | | Response Percent | Response Count |
| Academic Magnet HS | <input type="checkbox"/> | 1.2% | 10 |
| Angel Oak ES | <input type="checkbox"/> | 2.0% | 17 |
| Ashley River Creative Arts ES | <input type="checkbox"/> | 1.8% | 15 |
| Baptist Hill HS | <input type="checkbox"/> | 0.7% | 6 |
| Belle Hall ES | <input type="checkbox"/> | 1.8% | 15 |
| Alice Birney MS | <input type="checkbox"/> | 1.0% | 8 |
| C.C. Blaney ES | <input type="checkbox"/> | 0.4% | 3 |
| Buist Academy | <input type="checkbox"/> | 1.8% | 15 |
| Burke MS | | 0.0% | 0 |
| Burke HS | <input type="checkbox"/> | 0.7% | 6 |
| Burns ES | <input type="checkbox"/> | 2.0% | 17 |
| Cario MS | <input type="checkbox"/> | 3.1% | 26 |
| Charleston Development Academy | | 0.0% | 0 |
| Charleston Progressive | <input type="checkbox"/> | 0.2% | 2 |
| Chicora ES | <input type="checkbox"/> | 1.2% | 10 |
| Child and Family Development Center | <input type="checkbox"/> | 0.1% | 1 |
| Clark Corporate Academy | <input type="checkbox"/> | 1.0% | 8 |
| Corcoran ES | <input type="checkbox"/> | 1.1% | 9 |
| Drayton Hall ES | <input type="checkbox"/> | 2.6% | 22 |
| Dunston ES | <input type="checkbox"/> | 0.8% | 7 |
| East Cooper Montessori | <input type="checkbox"/> | 0.1% | 1 |
| Ellington ES | <input type="checkbox"/> | 0.4% | 3 |

| | | | |
|-------------------------|--|------|----|
| Fort Johnson MS | | 1.3% | 11 |
| Frierson ES | | 0.1% | 1 |
| Garrett Academy | | 2.0% | 17 |
| Goodwin ES | | 1.8% | 15 |
| Harbor View ES | | 2.0% | 17 |
| Haut Gap ES | | 0.6% | 5 |
| Horizon House | | 0.0% | 0 |
| Minnie Hughes ES | | 0.1% | 1 |
| Hunley Park ES | | 1.8% | 15 |
| Hursey ES | | 1.0% | 8 |
| Itinerant Program | | 0.6% | 5 |
| James B. Edwards ES | | 2.3% | 19 |
| James Island ES | | 1.6% | 13 |
| James Island MS | | 1.3% | 11 |
| James Island Charter HS | | 3.8% | 32 |
| Jane Edwards ES | | 0.1% | 1 |
| Ladson ES | | 1.3% | 11 |
| Laing MS | | 2.3% | 19 |
| Lambs ES | | 1.0% | 8 |
| Laurel Hill ES | | 1.8% | 15 |
| Lincoln HS | | 0.8% | 7 |
| Mary Ford ES | | 0.4% | 3 |
| Memmminger ES | | 0.2% | 2 |
| Midland Park ES | | 1.6% | 13 |
| Military Magnet | | 1.0% | 8 |
| Mitchell ES | | 1.4% | 12 |



| | | | |
|---|---|------|----|
| Montessori Community School of Charleston | | 0.0% | 0 |
| Jennie Moore ES |  | 2.2% | 18 |
| Morningside MS |  | 0.7% | 6 |
| Moultrie MS |  | 3.1% | 26 |
| Mt. Pleasant Academy |  | 0.2% | 2 |
| Mt. Zion ES |  | 0.6% | 5 |
| Murray Hill Academy |  | 0.6% | 5 |
| Murray LaSaine ES |  | 0.7% | 6 |
| North Charleston ES |  | 1.3% | 11 |
| North Charleston HS |  | 0.8% | 7 |
| Oakland ES |  | 2.5% | 21 |
| Orange Grove ES |  | 0.5% | 4 |
| Pepperhill ES |  | 0.5% | 4 |
| Pinckney ES |  | 1.3% | 11 |
| St. Andrews ES |  | 1.8% | 15 |
| St. Andrews MS |  | 0.2% | 2 |
| St. James Santee ES |  | 0.6% | 5 |
| St. Johns HS |  | 1.6% | 13 |
| Sanders-Clyde ES |  | 0.2% | 2 |
| School of the Arts |  | 2.8% | 23 |
| James Simons ES |  | 1.0% | 8 |
| Springfield ES |  | 0.6% | 5 |
| Stall HS |  | 1.8% | 15 |
| Stiles Point ES |  | 2.8% | 23 |
| Stono Park ES |  | 1.1% | 9 |
| Sullivans Island ES |  | 1.0% | 8 |

| | | | |
|------------------------|---|---------------------------------|------------|
| Wando HS |  | 5.5% | 46 |
| West Ashley HS |  | 4.2% | 35 |
| West Ashley MS |  | 1.3% | 11 |
| Whitesides ES |  | 1.3% | 11 |
| C.E. Williams MS |  | 1.1% | 9 |
| Other (please specify) | | | 39 |
| | | <i>answered question</i> | 836 |
| | | <i>skipped question</i> | 40 |



| 2. My classroom was adequately cleaned over the summer. | | | |
|--|--|---------------------------------|-----------------------|
| | | Response Percent | Response Count |
| Yes |  | 74.6% | 628 |
| No |  | 25.4% | 214 |
| | | <i>answered question</i> | 842 |
| | | <i>skipped question</i> | 34 |

| 3. My classroom was in good condition and no significant repairs were needed when I returned from summer break. | | | |
|--|--|---------------------------------|-----------------------|
| | | Response Percent | Response Count |
| Yes |  | 79.9% | 672 |
| No |  | 20.1% | 169 |
| | | <i>answered question</i> | 841 |
| | | <i>skipped question</i> | 35 |



4. No materials or furniture were missing from my classroom after the summer break.

| | | Response Percent | Response Count |
|-----|---|--------------------------|----------------|
| Yes |  | 67.0% | 565 |
| No |  | 33.0% | 278 |
| | | <i>answered question</i> | 843 |
| | | <i>skipped question</i> | 33 |



5. Essential instructional resources such as teacher manuals, text books, workbooks, and new Everyday Math materials were available for my classroom before students arrived.

| | | Response Percent | Response Count |
|-----|---|--------------------------|----------------|
| Yes |  | 47.1% | 383 |
| No |  | 52.9% | 431 |
| | | <i>answered question</i> | 814 |
| | | <i>skipped question</i> | 62 |




6. Teacher work days were set aside for teachers to work in classrooms and meetings did not exceed one hour on either day.

| | | Response Percent | Response Count |
|-----|--|--------------------------|----------------|
| Yes |  | 71.7% | 595 |
| No |  | 28.3% | 235 |
| | | <i>answered question</i> | 830 |
| | | <i>skipped question</i> | 46 |



7. Two teacher workdays were adequate for me to prepare for the first day of school.

| | | Response Percent | Response Count |
|-----|--|--------------------------|----------------|
| Yes |  | 24.9% | 209 |
| No |  | 75.1% | 631 |
| | | <i>answered question</i> | 840 |
| | | <i>skipped question</i> | 36 |



8. Having three workdays at the beginning of the school year would help me better prepare my classroom for high quality curriculum and student success.

| | | Response Percent | Response Count |
|----------|--|--------------------------|----------------|
| Yes |  | 84.8% | 716 |
| No |  | 5.7% | 48 |
| Not sure |  | 9.5% | 80 |
| | | <i>answered question</i> | 844 |
| | | <i>skipped question</i> | 32 |








9. Administrators and office staff were organized and helped make the teacher workdays successful.

| | | Response Percent | Response Count |
|-----|--|--------------------------|----------------|
| Yes |  | 80.9% | 674 |
| No |  | 19.1% | 159 |
| | | <i>answered question</i> | 833 |
| | | <i>skipped question</i> | 43 |

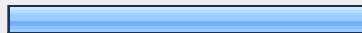


10. I was required/pressured to attend training, meetings, and/or professional development this summer outside of the 190 day teacher contract? (This excludes new teacher orientation)

| | | Response Percent | Response Count |
|----------------------------|--|--------------------------|----------------|
| Yes |  | 23.5% | 198 |
| No |  | 76.5% | 643 |
| If yes, what was required? | | | 153 |
| | | <i>answered question</i> | 841 |
| | | <i>skipped question</i> | 35 |






11. How many hours did you devote to preparing for the upcoming school year over the summer?

| | | Response Percent | Response Count |
|---------------------------|---|--------------------------|----------------|
| None |  | 3.4% | 29 |
| 1-5 hours |  | 6.6% | 56 |
| 6-10 hours |  | 11.6% | 98 |
| 11-20 hours |  | 18.1% | 153 |
| 21-30 hours |  | 14.7% | 124 |
| 31-40 hours |  | 11.7% | 99 |
| More than 40 hours |  | 33.8% | 286 |
| | | <i>answered question</i> | 845 |
| | | <i>skipped question</i> | 31 |



12. The CCSD could do more to reduce the amount of personal time I have to spend preparing my classroom during the summer break.

| | | Response Percent | Response Count |
|----------|---|--------------------------|----------------|
| Yes |  | 54.5% | 454 |
| No |  | 12.0% | 100 |
| Not sure |  | 33.5% | 279 |
| | | answered question | 833 |
| | | skipped question | 43 |



13. How much of your personal income did you spend for classroom and school related materials last year that was not reimbursed by the CCSD?

| | | Response Percent | Response Count |
|--------------------|---|--------------------------|----------------|
| None |  | 5.7% | 48 |
| Less than \$50 |  | 9.0% | 76 |
| \$50-100 |  | 17.8% | 150 |
| \$100-\$200 |  | 24.0% | 203 |
| \$200-\$300 |  | 20.2% | 171 |
| \$300-\$500 |  | 13.0% | 110 |
| Over \$500 |  | 10.3% | 87 |
| | | answered question | 845 |
| | | skipped question | 31 |




14. My school administration has told teachers specific materials we need to buy with the \$275 supplies check.

| | | Response Percent | Response Count |
|-----|--|--------------------------|----------------|
| Yes |  | 8.8% | 74 |
| No |  | 91.2% | 767 |
| | | <i>answered question</i> | 841 |
| | | <i>skipped question</i> | 35 |



15. My school administration has told teachers they will not provide basic classroom supplies and expect teachers to use their \$275 for all essential classroom materials.

| | | Response Percent | Response Count |
|-----|--|--------------------------|----------------|
| Yes |  | 21.0% | 175 |
| No |  | 79.0% | 659 |
| | | <i>answered question</i> | 834 |
| | | <i>skipped question</i> | 42 |



16. I have a clear understanding of the new 97% attendance expectation mandated on 2009-2010 teacher contracts.

| | | Response Percent | Response Count |
|------------------------------|---|--------------------------|----------------|
| Yes |  | 47.7% | 403 |
| No |  | 31.6% | 267 |
| I was unaware of this change |  | 20.6% | 174 |
| | | <i>answered question</i> | 844 |
| | | <i>skipped question</i> | 32 |




17. I have been threatened with punitive action by administration if I miss more than a specific number of days this year.

| | | Response Percent | Response Count |
|-----|--|--------------------------|----------------|
| Yes |  | 8.5% | 71 |
| No |  | 91.5% | 766 |
| | | <i>answered question</i> | 837 |
| | | <i>skipped question</i> | 39 |

18. I have been, or felt, pressured by administration to attend work even when it was not in the best interest of my health.

| | | Response Percent | Response Count |
|-----|--|--------------------------|----------------|
| Yes |  | 17.6% | 148 |
| No |  | 82.4% | 694 |
| | | <i>answered question</i> | 842 |
| | | <i>skipped question</i> | 34 |








19. I have been denied the use of a personal day this year.






| | | Response Percent | Response Count |
|--|---|--------------------------|----------------|
| Yes |  | 3.1% | 26 |
| No |  | 45.1% | 382 |
| I have not requested a personal day yet. |  | 51.8% | 439 |
| | | <i>answered question</i> | 847 |
| | | <i>skipped question</i> | 29 |






20. Please provide any comments you would like to share with district leaders about school opening procedures. Your name will not be connected with your comments or survey answers.






| | | Response Count |
|--|--------------------------|----------------|
| | | 296 |
| | <i>answered question</i> | 296 |
| | <i>skipped question</i> | 580 |






21. How many hours of your personal time did you have to spend completing school closing procedures due to the teacher furlough days last June?

| | | Response Percent | Response Count |
|--------------------|---|--------------------------|----------------|
| None |  | 13.1% | 110 |
| 1-5 hours |  | 21.8% | 183 |
| 6-10 hours |  | 30.5% | 256 |
| 10-20 hours |  | 20.4% | 171 |
| 21-30 hours |  | 7.0% | 59 |
| 31-40 hours |  | 3.7% | 31 |
| More than 40 hours |  | 3.6% | 30 |
| | | <i>answered question</i> | 840 |
| | | <i>skipped question</i> | 36 |






| 22. Furloughs are the best way to balance the school budget. | | | |
|---|---|--------------------------|-----------------------|
| | | Response Percent | Response Count |
| Strongly Agree |  | 1.1% | 9 |
| Somewhat Agree |  | 10.6% | 89 |
| Somewhat Disagree |  | 15.5% | 130 |
| Strongly Disagree |  | 61.6% | 516 |
| Not Sure |  | 11.1% | 93 |
| | | <i>answered question</i> | 837 |
| | | <i>skipped question</i> | 39 |

| 23. As far as I can see, the school district's budget has been reduced to the bare essentials. | | | |
|---|---|--------------------------|-----------------------|
| | | Response Percent | Response Count |
| Strongly Agree |  | 14.0% | 118 |
| Somewhat Agree |  | 20.6% | 173 |
| Somewhat Disagree |  | 24.0% | 202 |
| Strongly Disagree |  | 26.6% | 224 |
| Not Sure |  | 14.7% | 124 |
| | | <i>answered question</i> | 841 |
| | | <i>skipped question</i> | 35 |






| 24. There is little or no waste in how the district spends money. | | | |
|---|---|--------------------------|----------------|
| | | Response Percent | Response Count |
| Strongly Agree |  | 1.4% | 12 |
| Somewhat Agree |  | 5.7% | 48 |
| Somewhat Disagree |  | 31.7% | 266 |
| Strongly Disagree |  | 52.6% | 442 |
| Not Sure |  | 8.6% | 72 |
| | | <i>answered question</i> | 840 |
| | | <i>skipped question</i> | 36 |






| 25. If I am expected to honor my contract with the district, the district should find a way to honor its contract with me. | | | |
|--|--|--------------------------|----------------|
| | | Response Percent | Response Count |
| Strongly Agree |  | 88.6% | 741 |
| Somewhat Agree |  | 8.7% | 73 |
| Somewhat Disagree |  | 0.1% | 1 |
| Strongly Disagree |  | 0.4% | 3 |
| Not Sure |  | 2.2% | 18 |
| | | <i>answered question</i> | 836 |
| | | <i>skipped question</i> | 40 |






26. The money that the district spends on learning specialists, curriculum specialists, teacher coaches, and other central administrators is money well spent.

| | | Response Percent | Response Count |
|--------------------------|---|--------------------------|----------------|
| Strongly Agree |  | 4.7% | 39 |
| Somewhat Agree |  | 17.1% | 143 |
| Somewhat Disagree |  | 28.9% | 242 |
| Strongly Disagree |  | 44.3% | 371 |
| Not Sure |  | 5.0% | 42 |
| | | <i>answered question</i> | 837 |
| | | <i>skipped question</i> | 39 |




27. The directives given to me by learning specialists, curriculum specialists, teacher coaches, and other central administrators that work with my school are helpful, sensible, and advantageous to the educational process.

| | | Response Percent | Response Count |
|--------------------------|---|--------------------------|----------------|
| Strongly Agree |  | 5.6% | 47 |
| Somewhat Agree |  | 22.4% | 187 |
| Somewhat Disagree |  | 27.7% | 231 |
| Strongly Disagree |  | 32.3% | 269 |
| Not Sure |  | 12.0% | 100 |
| | | <i>answered question</i> | 834 |
| | | <i>skipped question</i> | 42 |




| 28. As a teacher, I feel valued by this district. | | | |
|---|---|--------------------------|----------------|
| | | Response Percent | Response Count |
| Strongly Agree |  | 5.5% | 46 |
| Somewhat Agree |  | 31.0% | 258 |
| Somewhat Disagree |  | 31.9% | 265 |
| Strongly Disagree |  | 28.1% | 234 |
| Not Sure |  | 3.5% | 29 |
| | | <i>answered question</i> | 832 |
| | | <i>skipped question</i> | 44 |

| 29. As a teacher, I feel the district views me as expendable. | | | |
|---|---|--------------------------|----------------|
| | | Response Percent | Response Count |
| Strongly Agree |  | 35.1% | 293 |
| Somewhat Agree |  | 41.0% | 342 |
| Somewhat Disagree |  | 12.1% | 101 |
| Strongly Disagree |  | 5.0% | 42 |
| Not Sure |  | 6.8% | 57 |
| | | <i>answered question</i> | 835 |
| | | <i>skipped question</i> | 41 |




30. I would support another furlough this school year if all other CCSD employees were furloughed as well.

| | | Response Percent | Response Count |
|-----------|---|--------------------------|----------------|
| Yes |  | 25.7% | 215 |
| No |  | 51.3% | 430 |
| Not sure |  | 23.0% | 193 |
| | | <i>answered question</i> | 838 |
| | | <i>skipped question</i> | 38 |




31. I am in favor of professional development classes extending beyond regular school hours on early release days.

| | | Response Percent | Response Count |
|-----------|---|--------------------------|----------------|
| Yes |  | 11.5% | 96 |
| No |  | 80.8% | 672 |
| Not Sure |  | 7.7% | 64 |
| | | <i>answered question</i> | 832 |
| | | <i>skipped question</i> | 44 |



32. The professional development I was required to attend on the early release day, September 16th, was a good use of my time and will benefit instruction in my classroom.

| | | Response Percent | Response Count |
|-----------|---|--------------------------|----------------|
| Yes |  | 30.6% | 255 |
| No |  | 52.2% | 434 |
| Not Sure |  | 17.2% | 143 |
| | | <i>answered question</i> | 832 |
| | | <i>skipped question</i> | 44 |



33. Early release days would be better spent allowing teachers to work unencumbered creating quality curriculum, preparing materials, and conferencing as needed.

| | | Response Percent | Response Count |
|----------|--|--------------------------|----------------|
| Yes |  | 88.7% | 740 |
| No |  | 3.0% | 25 |
| Not Sure |  | 8.3% | 69 |
| | | <i>answered question</i> | 834 |
| | | <i>skipped question</i> | 42 |

34. I have been pressured/told by my school administration to record grades on students' progress reports and report cards that are higher than the actual grades in my grade book.

| | | Response Percent | Response Count |
|-----|--|--------------------------|----------------|
| Yes |  | 10.9% | 89 |
| No |  | 89.1% | 728 |
| | | <i>answered question</i> | 817 |
| | | <i>skipped question</i> | 59 |

35. I support raises and promotions for non classroom, district employees even though teachers and teacher assistants received pay cuts.

| | | Response Percent | Response Count |
|-----|--|--------------------------|----------------|
| Yes |  | 4.9% | 41 |
| No |  | 95.1% | 789 |
| | | <i>answered question</i> | 830 |
| | | <i>skipped question</i> | 46 |

36. Please use the space below to provide any further comments you would like to share with CCSD leaders. Your name will not be connected with your comments or survey answers.

| | | Response Count |
|--|--------------------------|----------------|
| | | 282 |
| | <i>answered question</i> | 282 |
| | <i>skipped question</i> | 594 |