

Beginning of 2007-2008 School Year

Results Overview

















Date: 9/9/2007 6:59 PM PST


















Responses: Completes

















Filter: No filter applied

1. Please identify where you teach

Academic Magnet High School	<input type="radio"/>	5	1%
Angel Oak Elementary School	<input type="radio"/>	13	2%
Ashley River Creative Arts Elementary School	<input type="radio"/>	3	1%
Baptist Hill High School	<input type="radio"/>	6	1%
Belle Hall Elementary School	<input type="radio"/>	9	2%
Alice Birney Middle School	<input type="radio"/>	10	2%
C.C. Blaney Elementary School	<input type="radio"/>	1	0%
Brentwood Middle School	<input type="radio"/>	5	1%
Buist Academy	<input type="radio"/>	9	2%
Burke High School	<input type="radio"/>	17	3%
Burke Middle High School	<input type="radio"/>	2	0%
Burns Elementary School	<input type="radio"/>	7	1%
Cario Middle School	<input type="radio"/>	10	2%
Charleston Development Academy	<input type="radio"/>	0	0%
Charleston Progressive	<input type="radio"/>	3	1%
Charlestowne Academy	<input type="radio"/>	8	1%
Chicora Elementary School	<input type="radio"/>	2	0%
Clark Corporate Academy	<input type="radio"/>	0	0%
Corcoran Elementary	<input type="radio"/>		



Corcoran Elementary School		5	1%
Drayton Hall Elementary School		8	1%
Dunston Elementary School		5	1%
East Cooper Montessori		0	0%
James B. Edwards Elementary School		12	2%
Jane Edwards Elementary School		1	0%
Ellington Elementary School		0	0%
Mary Ford Elementary School		5	1%
Fort Johnson Middle School		11	2%
Frasier Elementary School		1	0%
Frierson Elementary School		0	0%
Garrett Academy of Technology		12	2%
Goodwin Elementary School		6	1%
Harbor View Elementary School		10	2%
Haut Gap Middle School		3	1%
Minnie Hughes Elementary School		0	0%
Hunley Park Elementary School		3	1%
Hursey Elementary School		1	0%
Itinerant Program		2	0%
James Island Elementary School		3	1%
James Island Middle School		7	1%
James Island Charter High School		23	4%
Ladson Elementary			

Lauson Elementary School		1	0%
Laing Middle School		6	1%
Lambs Elementary School		9	2%
Laurel Hill Elementary School		10	2%
Lincoln High School		5	1%
McClellanville Middle School		2	0%
Memminger Elementary School		4	1%
Midland Park Elementary School		6	1%
Military Magney Academy		5	1%
Mitchell Elementary School		8	1%
Montessori Community School of Charleston		2	0%
Jennie Moore Elementary School		6	1%
Morningside Middle School		2	0%
Moultrie Middle School		13	2%
Mt. Pleasant Academy		3	1%
Mt. Zion Elementary School		2	0%
Murray LaSaine Elementary School		3	1%
North Charleston Elementary School		7	1%
North Charleston High School		11	2%
Oakland Elementary School		6	1%
Orange Grove Charter Elementary School		4	1%
Pepperhill Elementary School		3	1%






Pinckney Elementary School		10	2%
St. Andrews Math and Science Elementary School		6	1%
St. Andrews Middle School		8	1%
St. James-Santee Elementary School		7	1%
St. John's High School		3	1%
Sanders-Clyde Elementary School		2	0%
School of the Arts		15	3%
Schroder Middle School		1	0%
James Simons Elementary School		2	0%
Special Day Program		1	0%
Springfield Elementary School		3	1%
Stall High School		6	1%
Stiles Point Elementary School		8	1%
Stono Park Elementary School		6	1%
Sullivans Island Elementary School		7	1%
Wando High School		35	6%
West Ashley High School		40	7%
West Ashley Middle School		12	2%
Whitesides Elementary School		11	2%
C. E. Williams Middle School		10	2%
Total		539	100%

The following questions ask you to reflect upon the recent district sponsored professional development (Wed, August 15/Thur, August 16) Please note that another section asks about Teacher Work Days).





2. The individuals presenting professional development were prepared, organized, and experts in their field.

Strongly Agree		301	55%
Somewhat Agree		164	30%
Neither Agree Nor Disagree		43	8%
Somewhat Disagree		35	6%
Strongly Disagree		7	1%
Total		550	100%




3. Professional development focused on specific strategies to help my students.

Strongly Agree		207	38%
Somewhat Agree		195	36%
Neither Agree Nor Disagree		62	11%
Somewhat Disagree		54	10%
Strongly Disagree		30	5%
Total		548	100%

4. Professional development was tailored to my specific needs as a teacher


Strongly Agree		196	36%
Somewhat Agree		190	35%
Neither Agree or Disagree		55	10%
Somewhat Disagree		70	13%
Strongly Disagree		38	7%
Total		549	100%

5. There was very little wasted time during the professional development days


Strongly Agree		193	35%
Somewhat Agree		159	29%
Neither Agree Nor Disagree		44	8%
Somewhat Disagree		106	19%
Strongly Disagree		45	8%

	Total	547	100%
--	-------	-----	------

6. Professional development activities will help you be a better teacher this year.


Strongly Agree		156	28%
Somewhat Agree		197	36%
Neither Agree Nor Disagree		92	17%
Somewhat Disagree		68	12%
Strongly Disagree		36	7%
	Total	549	100%

7. I always had the opportunity to give feedback about the professional development activities.



Yes		392	73%
No		148	27%
	Total	540	100%



The following questions ask you to consider the two teacher work days (Friday, August 17 and Monday, August 20)

9. Teacher work days were set aside for teachers to work in classrooms and meetings did not exceed one hour on either day.

Strongly Agree		313	57%
Somewhat Agree		104	19%
Neither Agree Nor Disagree		15	3%
Somewhat Disagree		63	11%
Strongly Disagree		56	10%
	Total	551	100%

10. Teacher work days were adequate for me to prepare for the first day of school.







Strongly Agree		113	20%
Somewhat Agree		159	29%
Neither Agree Nor Disagree		24	4%

Somewhat Disagree		136	25%
Strongly Disagree		123	22%
Total		555	100%

11. Administrators in my school were organized and helped make the teacher work days successful.


Strongly Agree		253	46%
Somewhat Agree		148	27%
Neither Agree Nor Disagree		58	10%
Somewhat Disagree		57	10%
Strongly Disagree		38	7%
Total		554	100%

12. Overall, I am satisfied with the way my school organized the teacher work days.


Strongly Agree		229	42%
Somewhat Agree		158	29%
Neither Agree Nor Disagree		44	8%
Somewhat Disagree		50	9%
Strongly Disagree		37	7%
Other, please specify		32	6%
Total		550	100%


The following questions ask you to reflect upon your experience this summer (before teachers returned to work).

13. Did you receive communication from your school during the summer about expectations, teaching assignments, back to school procedures, etc?




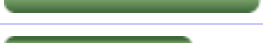


Yes		420	76%
No		134	24%
Total		554	100%

14. Were you required or pressured by your school/the district to attend training this summer outside of your 190 day teacher contract?






Yes		90	16%
-----	---	----	-----

No		458	84%
Total		548	100%
93 Responses			

15. What activities, if any, did you do this summer to prepare for the school year? Check all that apply

Working in my classroom		327	62%
Working from Home		418	79%
Meeting at School		186	35%
Attending workshops		167	32%
Taking courses		120	23%
Other, please specify		84	16%

16. How many hours, if any, did you devote this summer preapring for the school year.



None		19	3%
1-10		102	18%
11-20		110	20%
21-40		139	25%
41-60		77	14%
61+		110	20%
Total		557	100%

The following questions ask you to reflect upon the start of the school year overall



17. Having students start on Tuesday is preferable to having students start school on Monday

Yes, A Tuesday start is preferable		440	79%
No, A Monday start is preferable		40	7%
No opinion		75	14%
Total		555	100%





18. My classroom was ready when students returned to school.

Yes		437	80%
No		112	20%
Total		549	100%

19. My school was ready was students returned.

Yes		402	73%
No		152	27%
Total		554	100%

20. Compared to last year, I feel more prepared to be successful with my students.

I am more prepared this year		252	45%
I am less prepared this year		60	11%
About the same		226	41%
I did not teach last year		17	3%
Total		555	100%

[Products & Services](#) | [About Us](#) | [Support/Help](#) | [Zoomerang Forums](#)

© 2007 Copyright MarketTools Inc. All Rights Reserved. | [Privacy Policy](#) | [Terms Of Use](#)